



FIMBEL  
ARCHITECTURAL DOORS  
More in a Garage Door Since 1924.



Wright LV13-S w/ 12 lites

## Four Generations of *Quality Door* Manufacturers

For 95 years, our family has committed to quality. We are proud our products do more than bring lasting beauty by also supporting our mission for sustainability. Behind the smooth, high-end look of wood, we use composite materials from partners

who share our values. Fimbel doors are durable to stand the test of time and low-maintenance to add time to your lifestyle. Residential or Commercial. Carriage Style to Modern Design. Historic Restoration or New Build. *We offer you more in a garage door.*

### YOU CAN COUNT ON FIMBEL'S COMMITMENT TO TRUST & VALUE



Limited Lifetime Warranty\*  
\*Consult your dealer for details



95-Year Industry Leader  
Established in 1924, 4th generation-owned business



Garage Door Section Replacement  
Replace damaged sections without having to replace the whole door



Proudly Made in the USA  
For over 95 years by the Fimbel Family of Whitehouse, NJ

### ALL FIMBEL PRODUCTS:

- ▶ Uniquely crafted for you
- ▶ Smooth, high-end look of wood
- ▶ Low-maintenance
- ▶ Replacement sections available
- ▶ Range of styles and price points

- ▶ Solid, one-piece grille with profile options and no joints or inserts
- ▶ Large or small window options
- ▶ Available in 1" height increments
- ▶ Custom designs and arches available

- ▶ Energy-efficient
- ▶ Multiple design patents
- ▶ Quality finishing options
- ▶ Proudly made in the USA
- ▶ Robust long-life warranty regardless of geography

- ▶ Tough & Environmentally Friendly:



We partner with One Tree Planted (501c3) to do our part to restore our generous forests and our planet



Internal focus on optimization of logistics and recycling efforts to reduce our footprint



We run on SOLAR! And we pass along our unused power back to the grid

# Experience More...

More Creativity. More Beauty. More Durability.



FROM STANDARD TO CUSTOM SOLUTIONS, ANYTHING IS POSSIBLE.

### Certifications, Partnerships, Associations & Recognition



More in a Garage Door Since 1924.

Fimbel Architectural Door Specialties  
PO Box 96, Whitehouse, NJ 08888  
908.534.1732  
sales@fimbelads.com  
fimbelads.com  
f i n t p



FIMBEL  
ARCHITECTURAL DOORS  
More in a Garage Door Since 1924.



# More in a GARAGE DOOR

## The American Legends Series | Carriage House Style

PROUDLY MADE IN THE USA FOR OVER 95 YEARS BY THE FIMBEL FAMILY OF WHITEHOUSE, NJ  
FIMBELADS.COM

Featured cover photo product details:  
Reverse LV17-A





# The American Legends Series | Carriage House Style



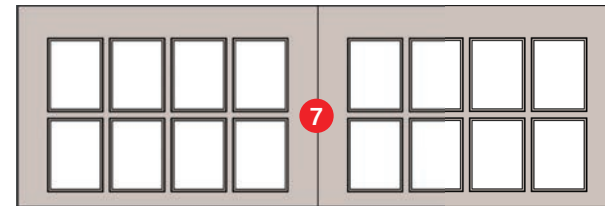
Using a vinyl-coated steel pan and applying composite overlays to create a classic wood door look, this Series lives everywhere - even near the ocean without rotting and rusting. Adding our smooth, solid overlays made of sustainable material separates us from the competition's fake wood grain. With customizable top designs in 1" height increments, we offer you more. The American Legends Series was engineered for longevity and designed for beauty at a price point sure to please.

▶ See more at [www.fimbelads.com/gallery](http://www.fimbelads.com/gallery) ▶ Traditional door styles also available

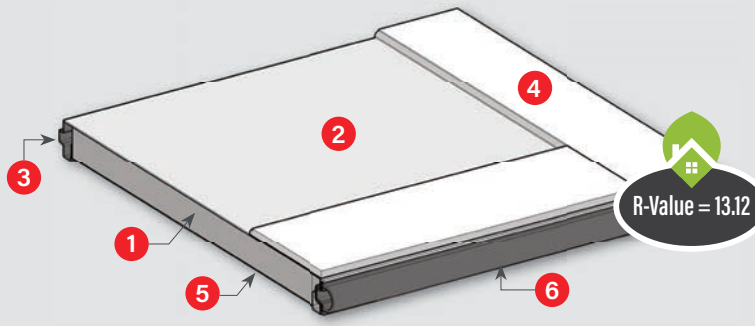

## American Legends Series Innovative Construction Features:

- Laminated, insulated core to increase energy efficiency and reduce noise
- Vinyl-coated smooth 20 gauge face
- Interlocking tongue and groove vinyl-coated sections joints to tightly secure your garage
- Cope & Bead smooth, solid composite overlays
- High-impact prefinished interior cover to protect your door
- Heavy-duty bottom astragal to protect the interior of your garage
- Traditional style grille
- Standard glass section profile: C-Grille
- The look of real painted wood
- Overall section thickness is 2.5"
- Standard: 4 sections with customizable tops
- Manufactured using G90 steel
- Overlay Material: Versatex for unfinished doors and Tricoya for finished doors

**Traditional:** 1" Vertical Muntins across whole grille: arch or square  
Available on: All Series




**C-Grille Profile:** Bead with Radiused Inside Corners  
Available on: All Series



## Glazed Grille Top Details:

Design your own, or count on one of ours! Customize to meet your needs. Solid tops available, see website for further options: [www.fimbelads.com](http://www.fimbelads.com)



American Legends Door Detail



Wright LV13-S



McCormick LV15-A



MS44 Short Panel



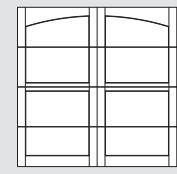
Hancock LV17-S

# Models and Specifications | American Legends Series

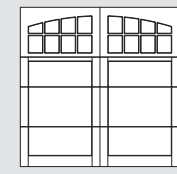
## STEP 1: Choose the DOOR STYLE that best compliments the style of your home

▶ Please note that all door top designs are interchangeable. Choose a door design style, then choose the top design of your choice. Door widths available in 8, 9, 10, 12, 16 & 18 feet.

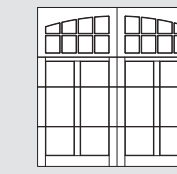
CARRIAGE HOUSE STYLE



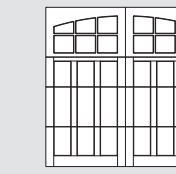
Bell LV11-A



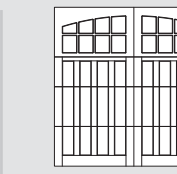
Edison LV11-A



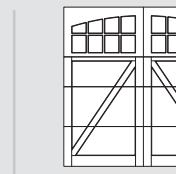
Ford LV12-A



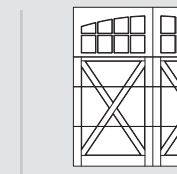
Lindbergh LV13-A



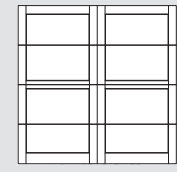
Franklin LV14-A



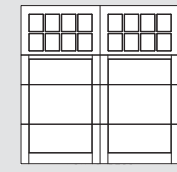
McCormick LV15-A



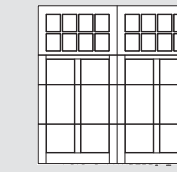
Revere LV15-A



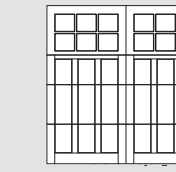
Carver LV11-S



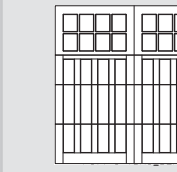
Ross LV11-S



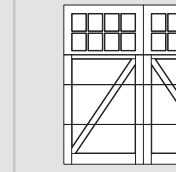
Vanderbilt LV12-S



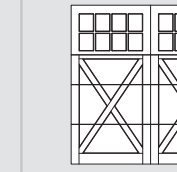
Wright LV13-S



Armstrong LV14-S



Oakley LV15-S



Hancock LV17-S



MS24 Long Panel



MS44 Short Panel



MS24 Long Panel w/Stockton LP Top



MS44 Short Panel w/Sunray SP Top

## STEP 2: Choose from our popular DOOR TOP DESIGNS, consult your dealer for more options

Arch



Dual Arch



Traditional 8



Custom Elliptical



Full Arch



Euro 8



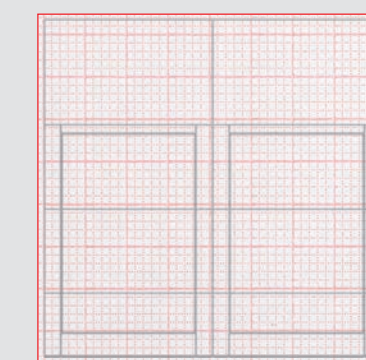
Colonial Corners



Traditional 12



Euro 16



Draw Your Perfect Door Here  
Design options are limited.  
Top options are nearly unlimited.

# Customization Opportunities | Experience More for Your Door


## STEP 3: Choose the SPECIALTY GLASS STYLE that best fits your needs



Standard DSB



Grey Tinted DBS (also in Bronze)



Acid-Etched



Pattern 62

Insulated glass comes in the following styles:

- Standard
- Acid-Etched
- Tempered
- Tinted DSB

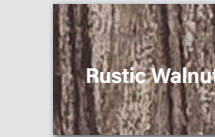
▶ Glass designs may vary slightly  
▶ Insulated Glass Package may be required in certain conditions

## STEP 4: Choose the right COLOR AND FINISHING options to make your door stand out

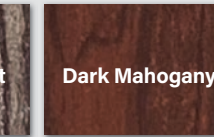
- ▶ Custom solid-color matching
- ▶ Two-tone finishing
- ▶ Custom stain matching
- ▶ DIY paint kits in select colors
- ▶ And more!



Wright LV13-S w/ Essex Green factory finish



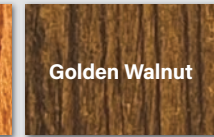
Rustic Walnut



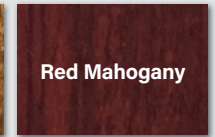
Dark Mahogany



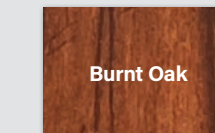
Red Oak



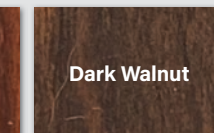
Golden Walnut



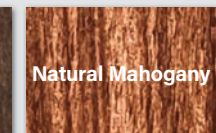
Red Mahogany




Burnt Oak



Dark Walnut




Natural Mahogany



Driftwood

## STEP 5: Choose from any of the many UPGRADES to further customize your door



Hi-Lift & Powder Coated Track



Longer Life Springs



Wind Load Package



Decorative Hardware\*

\*Please note: when applying decorative hardware to Tricoya products, we strongly recommend that corrosion-resistant fixings, such as high-quality stainless steel, are used.

## CHALLENGE WHAT YOU THINK IS TRUE OF GARAGE DOORS! WE DARE YOU!

For 95 years, we have worked with dedicated and talented men and women to provide you with excellent service, and we carry that tradition forward today. Visit our website to find a dealer [www.fimbelads.com/dealers](http://www.fimbelads.com/dealers), or email our Customer Service Team at [sales@fimbelads.com](mailto:sales@fimbelads.com) to learn more!





Athens EU-505

## Four Generations of *Quality Door* Manufacturers

For 95 years, our family has committed to quality. We are proud our products do more than bring lasting beauty by also supporting our mission for sustainability. Behind the smooth, high-end look of wood, we use composite materials from partners

who share our values. Fimbel doors are durable to stand the test of time and low-maintenance to add time to your lifestyle. Residential or Commercial. Carriage Style to Modern Design. Historic Restoration or New Build. *We offer you more in a garage door.*

### YOU CAN COUNT ON FIMBEL'S COMMITMENT TO TRUST & VALUE



**Limited Lifetime Warranty\***  
\*Consult your dealer for details



**95-Year Industry Leader**  
Established in 1924, 4th generation-owned business



**Garage Door Section Replacement**  
Replace damaged sections without having to replace the whole door



**Proudly Made in the USA**  
For over 95 years by the Fimbel Family of Whitehouse, NJ

### ALL FIMBEL PRODUCTS:

- ▶ Uniquely crafted for you
  - ▶ Smooth, high-end look of wood
  - ▶ Low-maintenance
  - ▶ Replacement sections available
  - ▶ Range of styles and price points
- 
- ▶ Solid, one-piece grille with profile options and no joints or inserts
  - ▶ Large or small window options
  - ▶ Available in 1" height increments
  - ▶ Custom designs and arches available
- 
- ▶ Energy-efficient
  - ▶ Multiple design patents
  - ▶ Quality finishing options
  - ▶ Proudly made in the USA
  - ▶ Robust long-life warranty regardless of geography

### Tough & Environmentally Friendly:

We partner with One Tree Planted (501c3) to do our part to restore our generous forests and our planet

Internal focus on optimization of logistics and recycling efforts to reduce our footprint

We run on SOLAR! And we pass along our unused power back to the grid

# Experience More...

More Creativity. More Beauty. More Durability.



FROM STANDARD TO CUSTOM SOLUTIONS, ANYTHING IS POSSIBLE.

### Certifications, Partnerships, Associations & Recognition



Fimbel Architectural Door Specialties  
PO Box 96, Whitehouse, NJ 08888  
908.534.1732  
sales@fimbelads.com  
fimbelads.com  
f i n t p



# More in a GARAGE DOOR

**Euro-Dor | Carriage House Style**

PROUDLY MADE IN THE USA FOR OVER 95 YEARS BY THE FIMBEL FAMILY OF WHITEHOUSE, NJ  
FIMBELADS.COM

Featured cover photo product details:  
Brussels EU-504 w/v-grooves and faux stain







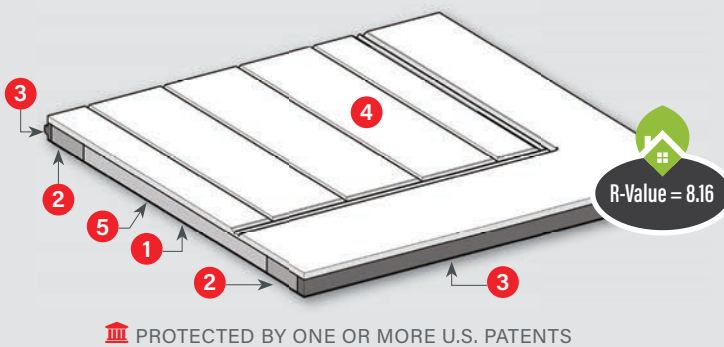
FIMBEL ARCHITECTURAL DOORS  
Made in a Garage Door Since 1924

# Euro-Dor | Carriage House Style | PART OF THE ESTATE COLLECTION



By carving the profile of your choice, either carriage style or traditional raised panel, into a single sheet of 3/8" smooth, solid material, we carry the design from section to section without interruption - creating the illusion of a raised panel overlay door. Our patented construction allows us to build your door in 1" height and width increments. Manufactured from advanced materials, Fimbel doors are low-maintenance and provide enduring beauty. Blending craftsmanship and innovation, we bring your designs to life.

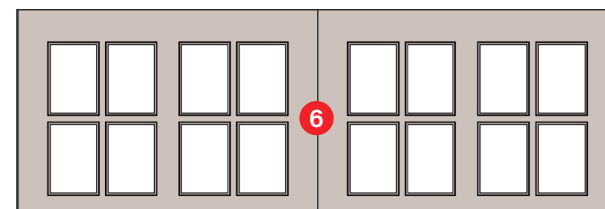
▶ See more at [www.fimbelads.com/gallery](http://www.fimbelads.com/gallery) ▶ Traditional door styles also available




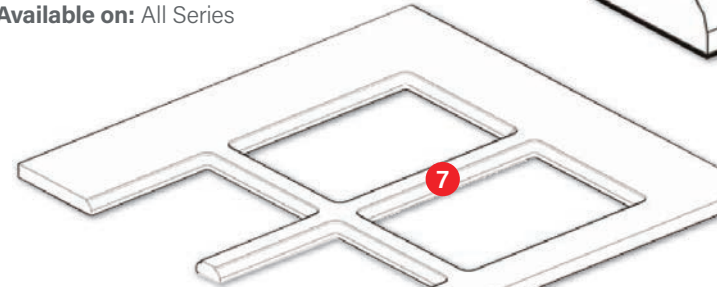
### ▶ Euro-Dor Series Innovative Construction Features (shown with V-Grooves):

- Laminated, insulated core to increase energy efficiency and reduce noise
  - Heavy-duty wood frame
  - Impenetrable composite surrounds create the interlocking tongue and groove to seal out the elements and increase sustainability for maximum protection
  - Precision-machined architectural relief in solid 3/8" high impact composite face
  - High-impact prefinished interior cover to protect your door (optional composite interior backer)
  - Euro-style grille with optional interior grille
  - Standard glass section profile: C-Grille
- Overall section thickness is 1 7/16"
  - Fully-customizable designs for solid sections and glass sections
  - Standard: 3 sections with customizable height, width and top options
  - Slab doors available (consult dealer)
  - Material: Versatex for unfinished doors and Tricoya for finished doors

**Euro:** 3 1/2" Vertical Muntins in center of bay: arch or square  
Available on: All Series



**C-Grille Profile:** Bead with Radiused Inside Corners  
Available on: All Series



# Models and Specifications | Euro-Dor Series

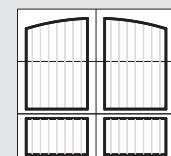
### ▶ STEP 1: Choose the DOOR STYLE that best compliments the style of your home

▶ Please note that all door top designs are interchangeable. Popular models shown, consult your dealer or the factory for more door style and door top design options.

CARRIAGE HOUSE STYLE



Stockholm EU-500



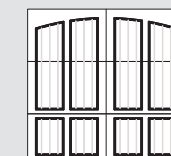
Luxembourg EU-501




Milan EU-503



Brussels EU-504



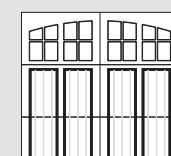
Edinburgh EU-507



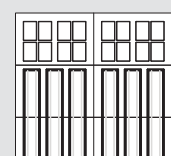
Amsterdam EU-508



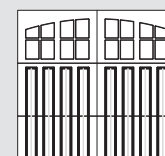
Trifold EU-11S




Madrid EU-511




London EU-13S



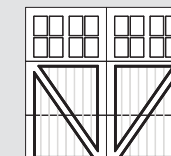
Rome EU-14A



Venice EU-15S



Budapest EU-17A




Santorini EU-18S




Trifold EU-11A

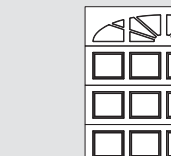
TRADITIONAL RAISED PANEL STYLE



GR 24 Long Panel




GR 24 Long Panel w/Stockton Top




GR 44 Short Panel w/Sunray Top


MODERN STYLE



Flush w/Portal Lites




Custom Lites in Pallet Design



Horizontal V-Grooves

▶ Draw Your Perfect Door Here ▶

### ▶ STEP 2: Select an ARCHITECTURAL PROFILE for your door's composite face



Smooth



V-Groove



Beadboard



Custom designs

### ▶ STEP 3: Choose from our popular DOOR TOP DESIGNS (Consult dealer for more options)



Arch



Custom Elliptical



Colonial Corners



Dual Arch



Full Arch



Traditional 12



Traditional 8



Euro 8



Euro 16

# Customization Opportunities | Experience More for Your Door


### ▶ STEP 4: Choose the SPECIALTY GLASS STYLE that best fits your needs



Standard DSB



Grey Tinted DBS (also in Bronze)



Acid-Etched



Pattern 62

Insulated glass comes in the following styles:

- Standard
- Acid-Etched
- Tempered
- Tinted DSB

▶ Glass designs may vary slightly  
▶ Insulated Glass Package may be required in certain conditions

### ▶ STEP 5: Choose the right COLOR AND FINISHING options to make your door stand out

▶ Custom solid-color matching ▶ Two-tone finishing ▶ Custom stain matching ▶ DIY paint kits in select colors ▶ And more!



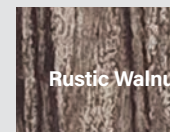
Brussels EU-504



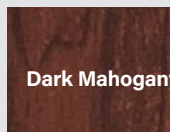
Brussels EU-504



Madrid EU-511



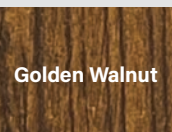
Rustic Walnut



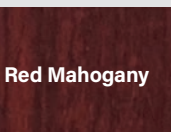
Dark Mahogany



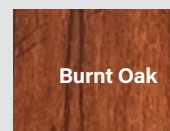
Red Oak



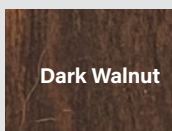
Golden Walnut



Red Mahogany




Burnt Oak



Dark Walnut



Natural Mahogany



Driftwood

### ▶ STEP 6: Choose from any of the many UPGRADES to further customize your door



Hi-Lift & Powder Coated Track



Longer Life Springs



Wind Load Package



Interior Grille



Decorative Hardware\*

\*Please note: when applying decorative hardware to Tricoya products, we strongly recommend that corrosion-resistant fixings, such as high-quality stainless steel, are used.

**CHALLENGE WHAT YOU THINK IS TRUE OF GARAGE DOORS! WE DARE YOU!**

For 95 years, we have worked with dedicated and talented men and women to provide you with excellent service, and we carry that tradition forward today. Visit our website to find a dealer [www.fimbelads.com/dealers](http://www.fimbelads.com/dealers), or email our Customer Service Team at [sales@fimbelads.com](mailto:sales@fimbelads.com) to learn more!





Lincoln PR12-S w/Euro Top

## Four Generations of *Quality Door* Manufacturers

For 95 years, our family has committed to quality. We are proud our products do more than bring lasting beauty by also supporting our mission for sustainability. Behind the smooth, high-end look of wood, we use composite materials from partners

who share our values. Fimbel doors are durable to stand the test of time and low-maintenance to add time to your lifestyle. Residential or Commercial. Carriage Style to Modern Design. Historic Restoration or New Build. *We offer you more in a garage door.*

### YOU CAN COUNT ON FIMBEL'S COMMITMENT TO TRUST & VALUE



Limited Lifetime Warranty\*  
\*Consult your dealer for details



95-Year Industry Leader  
Established in 1924, 4th generation-owned business



Garage Door Section Replacement  
Replace damaged sections without having to replace the whole door



Proudly Made in the USA  
For over 95 years by the Fimbel Family of Whitehouse, NJ

### ALL FIMBEL PRODUCTS:

- ▶ Uniquely crafted for you
  - ▶ Smooth, high-end look of wood
  - ▶ Low-maintenance
  - ▶ Replacement sections available
  - ▶ Range of styles and price points
- 
- ▶ Solid, one-piece grille with profile options and no joints or inserts
  - ▶ Large or small window options
  - ▶ Available in 1" height increments
  - ▶ Custom designs and arches available
- 
- ▶ Energy-efficient
  - ▶ Multiple design patents
  - ▶ Quality finishing options
  - ▶ Proudly made in the USA
  - ▶ Robust long-life warranty regardless of geography

### Tough & Environmentally Friendly:

We partner with One Tree Planted (501c3) to do our part to restore our generous forests and our planet

Internal focus on optimization of logistics and recycling efforts to reduce our footprint

We run on SOLAR! And we pass along our unused power back to the grid



FROM STANDARD TO CUSTOM SOLUTIONS, ANYTHING IS POSSIBLE.

### Certifications, Partnerships, Associations & Recognition



Fimbel Architectural Door Specialties  
PO Box 96, Whitehouse, NJ 08888  
908.534.1732  
sales@fimbelads.com  
fimbelads.com  
f i n t w p



# Experience More...

More Creativity. More Beauty. More Durability.



# More in a GARAGE DOOR

Presidential | Carriage House Style

PROUDLY MADE IN THE USA FOR OVER 95 YEARS BY THE FIMBEL FAMILY OF WHITEHOUSE, NJ  
FIMBELADS.COM

Featured cover photo product details:  
Monroe PR14-A





FIMBEL ARCHITECTURAL DOORS  
More in a Garage Door Since 1924

# Presidential | Carriage House Style | PART OF THE ESTATE COLLECTION

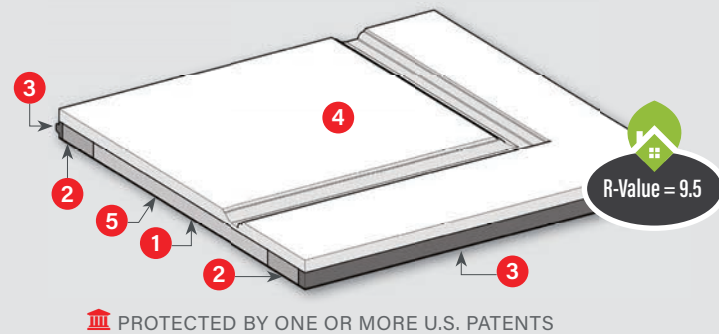


By carving the deep and elegant raised panel profile into a single sheet of 3/4" smooth, solid material, we carry the design from section to section without interruption, creating the illusion of a raised panel overlay door. Our patented construction allows us to build your door in 1" height and width increments. Manufactured from advanced materials, Fimbel doors are low-maintenance and provide enduring beauty. Blending craftsmanship and innovation, we bring your designs to life.

▶ See more at [www.fimbelads.com/gallery](http://www.fimbelads.com/gallery) ▶ Traditional door styles also available

## ▶ Presidential Innovative Construction Features:

- Laminated, insulated core to increase energy efficiency and reduce noise
  - Heavy-duty wood frame
  - Impenetrable composite surrounds create the interlocking tongue and groove to seal out the elements and increase sustainability for maximum protection
  - Precision-machined architectural relief in solid 3/4" high impact composite face
  - High-impact prefinished interior cover to protect your door (optional composite interior backer)
  - Traditional style grille with optional interior grille
  - Standard glass section profile: V-Grille
- Overall section thickness is 1 3/4"
  - Fully-customizable designs for solid sections and glass sections
  - Standard: 3 sections with customizable height, width and top options
  - Slab doors available (consult dealer)
  - Material: Versatex for unfinished doors and Tricoya for finished doors

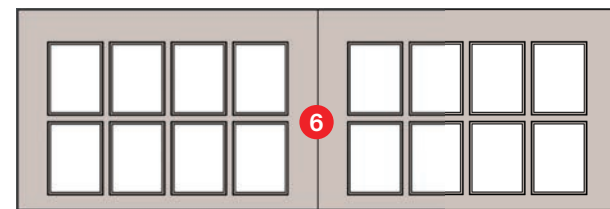


PROTECTED BY ONE OR MORE U.S. PATENTS

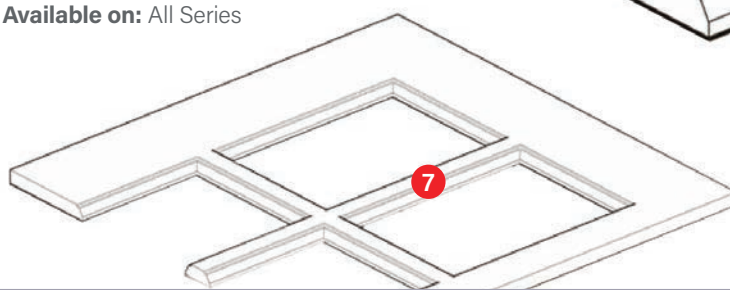
## ▶ Glazed Grille Top Details:

Design your own, or count on one of ours! Customize to meet your needs. Solid tops available, see website for further options: [www.fimbelads.com](http://www.fimbelads.com)

**Traditional:** 1" Vertical Muntins across whole grille: arch or square  
Available on: All Series



**V-Grille Profile:** Putty Bar with Sharp Inside Corners  
Available on: All Series




Presidential Door Detail



Adams PR11-S



Lincoln PR12-S w/stain



Jefferson PR12-A



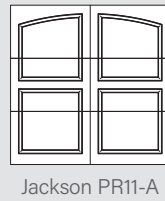
Washington PR11-A w/stain

# Models and Specifications | Presidential Series

## ▶ STEP 1: Choose the DOOR STYLE that best compliments the style of your home

▶ Please note that all door top designs are interchangeable. Popular models shown, consult your dealer or the factory for more door style and door top design options.

CARRIAGE HOUSE STYLE



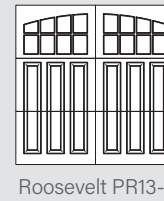
Jackson PR11-A



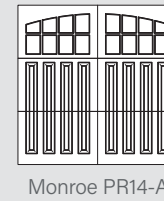
Washington PR11-A



Jefferson PR12-A



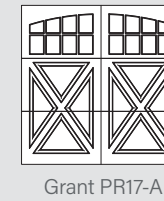
Roosevelt PR13-A




Monroe PR14-A




Eisenhower PR15-A




Grant PR17-A




Cleveland PR18-A



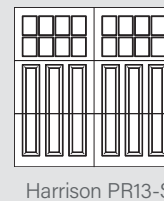
Taft PR11-S



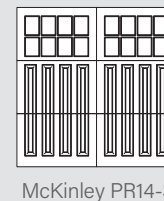
Adams PR11-S



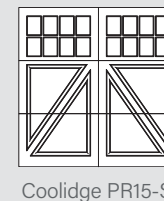
Lincoln PR12-S




Harrison PR13-S




McKinley PR14-S



Coolidge PR15-S



Madison PR17-S



Fillmore PR18-S

TRIFOLD STYLE



Pierce VR11-A



Johnson VR11-S

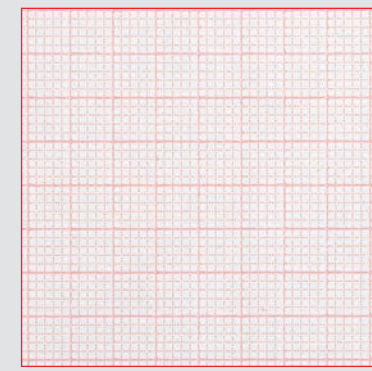
CUSTOM STYLE



Scroll design in face and top



Custom design with decorative clavos



Draw Your Perfect Door Here

## ▶ STEP 2: Select an ARCHITECTURAL PROFILE for your door's composite face



Smooth



V-Groove



Beadboard

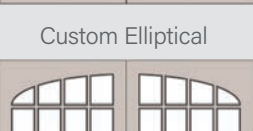


Custom designs


## ▶ STEP 3: Choose from our popular DOOR TOP DESIGNS (Consult dealer for more options)



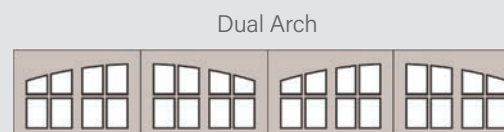
Arch



Custom Elliptical



Colonial Corners



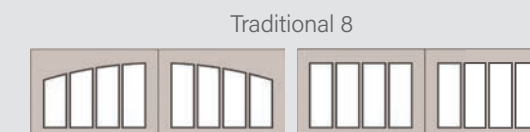
Dual Arch



Full Arch




Traditional 12



Traditional 8



Euro 8



Euro 16

# Customization Opportunities | Experience More for Your Door


## ▶ STEP 4: Choose the SPECIALTY GLASS STYLE that best fits your needs



Standard DSB



Grey Tinted DBS (also in Bronze)



Acid-Etched



Pattern 62

Insulated glass comes in the following styles:

- Standard
- Acid-Etched
- Tempered
- Tinted DSB

▶ Glass designs may vary slightly  
▶ Insulated Glass Package may be required in certain conditions

## ▶ STEP 5: Choose the right COLOR AND FINISHING options to make your door stand out

▶ Custom solid-color matching ▶ Two-tone finishing ▶ Custom stain matching ▶ DIY paint kits in select colors ▶ And more!



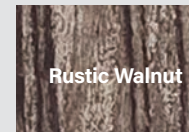
Harrison PR13-S



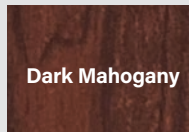
Roosevelt PR13-A w/scroll grille, two-tone finish



Jefferson PR12-A w/Cashmere



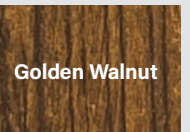
Rustic Walnut



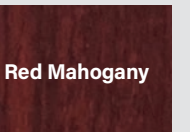
Dark Mahogany



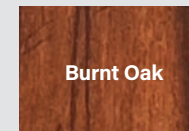
Red Oak



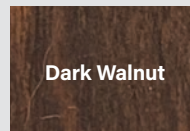
Golden Walnut



Red Mahogany



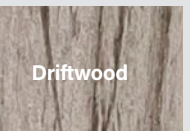
Burnt Oak



Dark Walnut




Natural Mahogany



Driftwood

## ▶ STEP 6: Choose from any of the many UPGRADES to further customize your door



Hi-Lift & Powder Coated Track



Longer Life Springs



Wind Load Package



Interior Grille



Decorative Hardware\*

\*Please note: when applying decorative hardware to Tricoya products, we strongly recommend that corrosion-resistant fixings, such as high-quality stainless steel, are used.

## CHALLENGE WHAT YOU THINK IS TRUE OF GARAGE DOORS! WE DARE YOU!

For 95 years, we have worked with dedicated and talented men and women to provide you with excellent service, and we carry that tradition forward today. Visit our website to find a dealer [www.fimbelads.com/dealers](http://www.fimbelads.com/dealers), or email our Customer Service Team at [sales@fimbelads.com](mailto:sales@fimbelads.com) to learn more!





FIMBEL  
ARCHITECTURAL DOORS  
More in a Garage Door Since 1924.



Charleston RT12-S

## Four Generations of *Quality Door* Manufacturers

For 95 years, our family has committed to quality. We are proud our products do more than bring lasting beauty by also supporting our mission for sustainability. Behind the smooth, high-end look of wood, we use composite materials from partners

who share our values. Fimbel doors are durable to stand the test of time and low-maintenance to add time to your lifestyle. Residential or Commercial. Carriage Style to Modern Design. Historic Restoration or New Build. *We offer you more in a garage door.*

### YOU CAN COUNT ON FIMBEL'S COMMITMENT TO TRUST & VALUE



Limited Lifetime Warranty\*  
\*Consult your dealer for details



95-Year Industry Leader  
Established in 1924, 4th generation-owned business



Garage Door Section Replacement  
Replace damaged sections without having to replace the whole door



Proudly Made in the USA  
For over 95 years by the Fimbel Family of Whitehouse, NJ

### ALL FIMBEL PRODUCTS:

- ▶ Uniquely crafted for you
- ▶ Smooth, high-end look of wood
- ▶ Low-maintenance
- ▶ Replacement sections available
- ▶ Range of styles and price points

- ▶ Solid, one-piece grille with profile options and no joints or inserts
- ▶ Large or small window options
- ▶ Available in 1" height increments
- ▶ Custom designs and arches available

- ▶ Energy-efficient
- ▶ Multiple design patents
- ▶ Quality finishing options
- ▶ Proudly made in the USA
- ▶ Robust long-life warranty regardless of geography

#### Tough & Environmentally Friendly:



We partner with One Tree Planted (501c3) to do our part to restore our generous forests and our planet




Internal focus on optimization of logistics and recycling efforts to reduce our footprint



We run on SOLAR! And we pass along our unused power back to the grid

# Experience More...

More Creativity. More Beauty. More Durability.




FROM STANDARD TO CUSTOM SOLUTIONS, ANYTHING IS POSSIBLE.

### Certifications, Partnerships, Associations & Recognition



More in a Garage Door Since 1924.

Fimbel Architectural Door Specialties  
PO Box 96, Whitehouse, NJ 08888  
908.534.1732  
sales@fimbelads.com  
fimbelads.com  
f i n t p



FIMBEL  
ARCHITECTURAL DOORS  
More in a Garage Door Since 1924.



Hartford RT11-A w/decorative hardware and Cashmere factory finish

# More in a GARAGE DOOR

Roaring Twenties | *Carriage House Style*



PROUDLY MADE IN THE USA FOR OVER 95 YEARS BY THE FIMBEL FAMILY OF WHITEHOUSE, NJ  
FIMBELADS.COM

Featured cover photo product details:



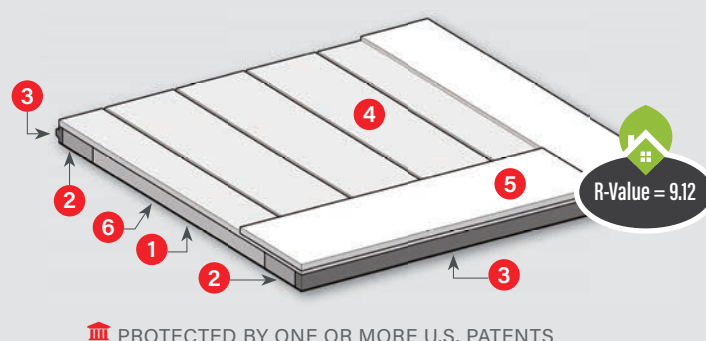


# Roaring Twenties | Carriage House Style | PART OF THE ESTATE COLLECTION



With its simulated battens, clean-cut overlays, and the look of a swing door, our classic carriage doors make any project feel like home. The authentic period detail combined with our advanced materials allow you to enjoy the look of wood with virtually no maintenance. We offer nearly any combination of window and door styles and sizes thanks to the innovation of our patented core and overlay construction. Blending both tradition and innovation with a beautiful and durable door engineered to stand the test of time, we are proud to offer you more.

▶ See more at [www.fimbelads.com/gallery](http://www.fimbelads.com/gallery) ▶ Traditional door styles also available



### ▶ Roaring Twenties Innovative Construction Features (shown with V-Grooves):


- Laminated, insulated core to increase energy efficiency and reduce noise
- Heavy-duty wood frame
- Impenetrable composite surrounds create the interlocking tongue and groove to seal out the elements and increase sustainability for maximum protection
- Precision-machined architectural relief in solid 3/8" high impact composite face
- Square-edged smooth, solid composite 1/2" overlays are inlaid (pocketed) for durability
- Prefinished interior cover to protect your door (optional composite interior backer)
- Traditional style grille with optional interior grille
- Standard glass section profile: V-Grille
- Overall section thickness is 1 13/16"
- Fully-customizable designs for solid sections and glass sections
- Standard: 3 sections with customizable height, width and top options
- Slab doors available (consult dealer)
- Material: Versatex for unfinished doors and Tricoya for finished doors

### ▶ Glazed Grille Top Details:

Design your own, or count on one of ours! Customize to meet your needs. Solid tops available, see website for further options: [www.fimbelads.com](http://www.fimbelads.com)

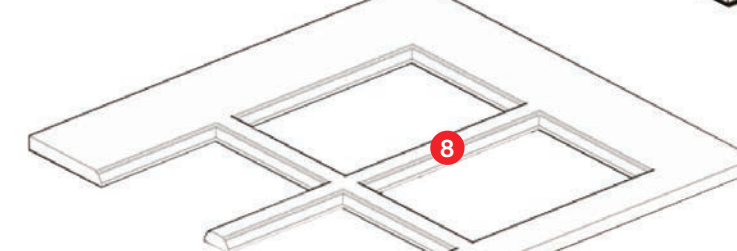
**Traditional:** 1" Vertical Muntins across whole grille: arch or square

Available on: All Series



**V-Grille Profile:** Putty Bar with Sharp Inside Corners

Available on: All Series



# Models and Specifications | Roaring Twenties Series

### ▶ STEP 1: Choose the DOOR STYLE that best compliments the style of your home

▶ Custom overlay dimensions and positions. Please note that all door top designs are interchangeable. Popular models shown, consult your dealer or the factory for more door style and door top design options. \*Applied overlays highlighted in grey on illustrations below to indicate design.

**CARRIAGE HOUSE STYLE**


**HERRINGBONE STYLE**

**TRIFOLD STYLE**

[Draw Your Perfect Door Here](#)

### ▶ STEP 2: Select an ARCHITECTURAL PROFILE for your door's composite face


- Smooth
- V-Groove
- Beadboard
- Custom designs

### ▶ STEP 3: Choose from our popular DOOR TOP DESIGNS (Consult dealer for more options)

Arch	Dual Arch	Traditional 8
Custom Elliptical	Full Arch	Euro 8
Colonial Corners	Traditional 12	Euro 16

# Customization Opportunities | Experience More for Your Door


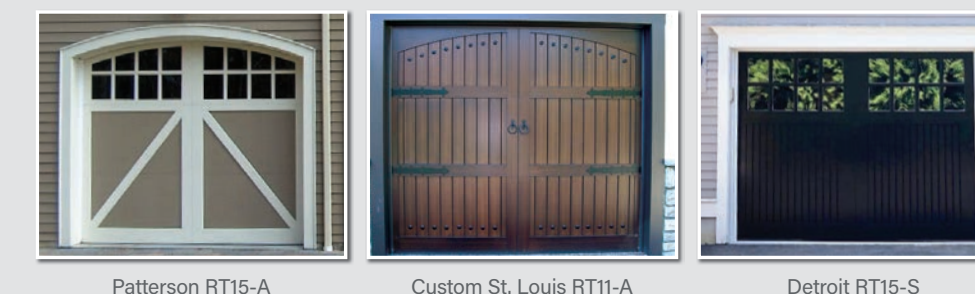
### ▶ STEP 4: Choose the SPECIALTY GLASS STYLE that best fits your needs



Insulated glass comes in the following styles:  
- Standard - Acid-Etched  
- Tempered - Tinted DSB  
▶ Glass designs may vary slightly  
▶ Insulated Glass Package may be required in certain conditions

### ▶ STEP 5: Choose the right COLOR AND FINISHING options to make your door stand out

▶ Custom solid-color matching ▶ Two-tone finishing ▶ Custom stain matching ▶ DIY paint kits in select colors ▶ And more!



### ▶ STEP 6: Choose from any of the many UPGRADES to further customize your door



\*Please note: when applying decorative hardware to Tricoya products, we strongly recommend that corrosion-resistant fixings, such as high-quality stainless steel, are used.

**CHALLENGE WHAT YOU THINK IS TRUE OF GARAGE DOORS! WE DARE YOU!**

For 95 years, we have worked with dedicated and talented men and women to provide you with excellent service, and we carry that tradition forward today. Visit our website to find a dealer [www.fimbelads.com/dealers](http://www.fimbelads.com/dealers), or email our Customer Service Team at [sales@fimbelads.com](mailto:sales@fimbelads.com) to learn more!